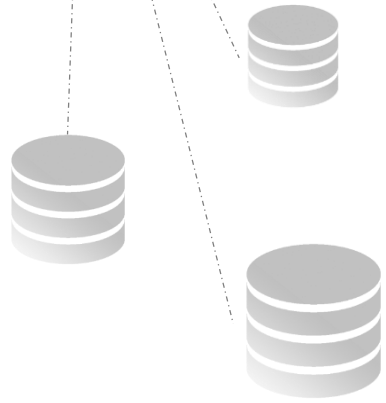



Users guide

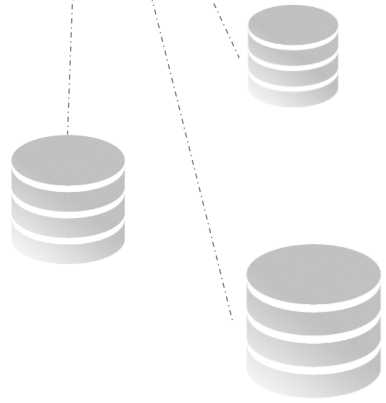
DCP Monitoring Tool





DCP MONITORING TOOL

Update DCP Contacts



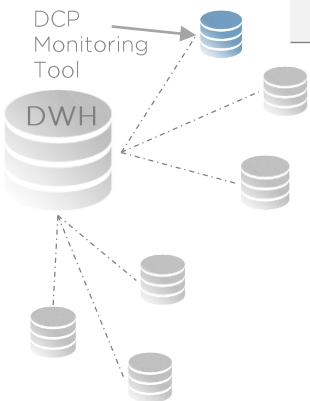
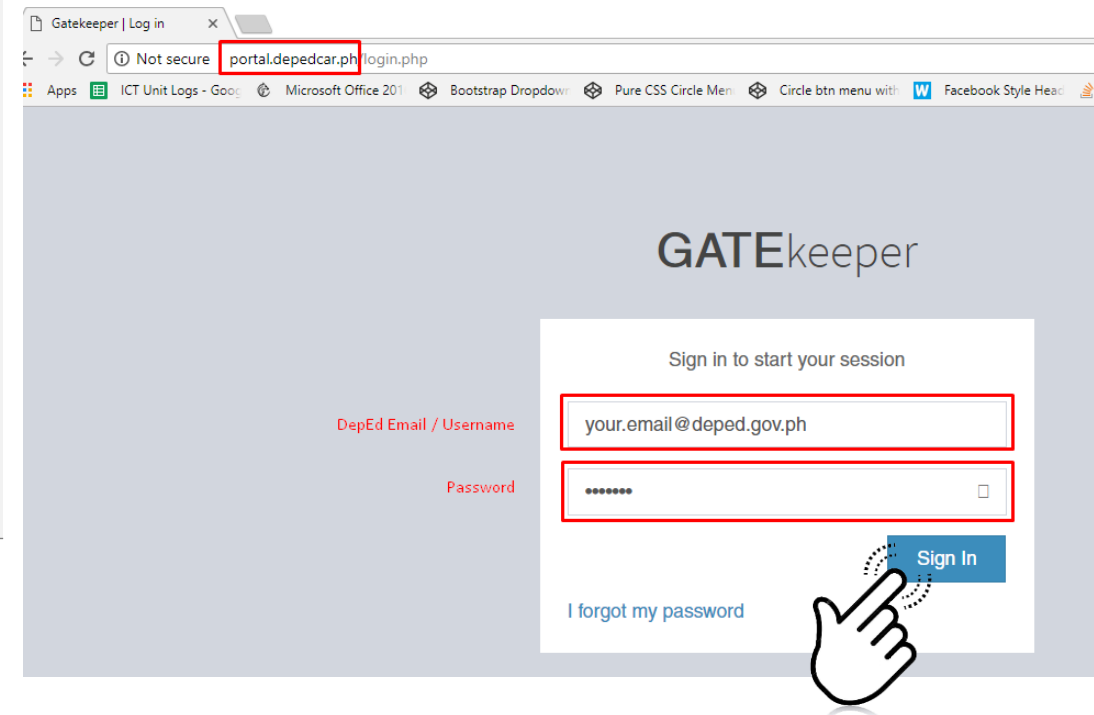
how to Update the DCP Contacts?

■ Step 1

- Visit portal.depedcar.ph.
*Preferably Google Chrome

■ Step 2

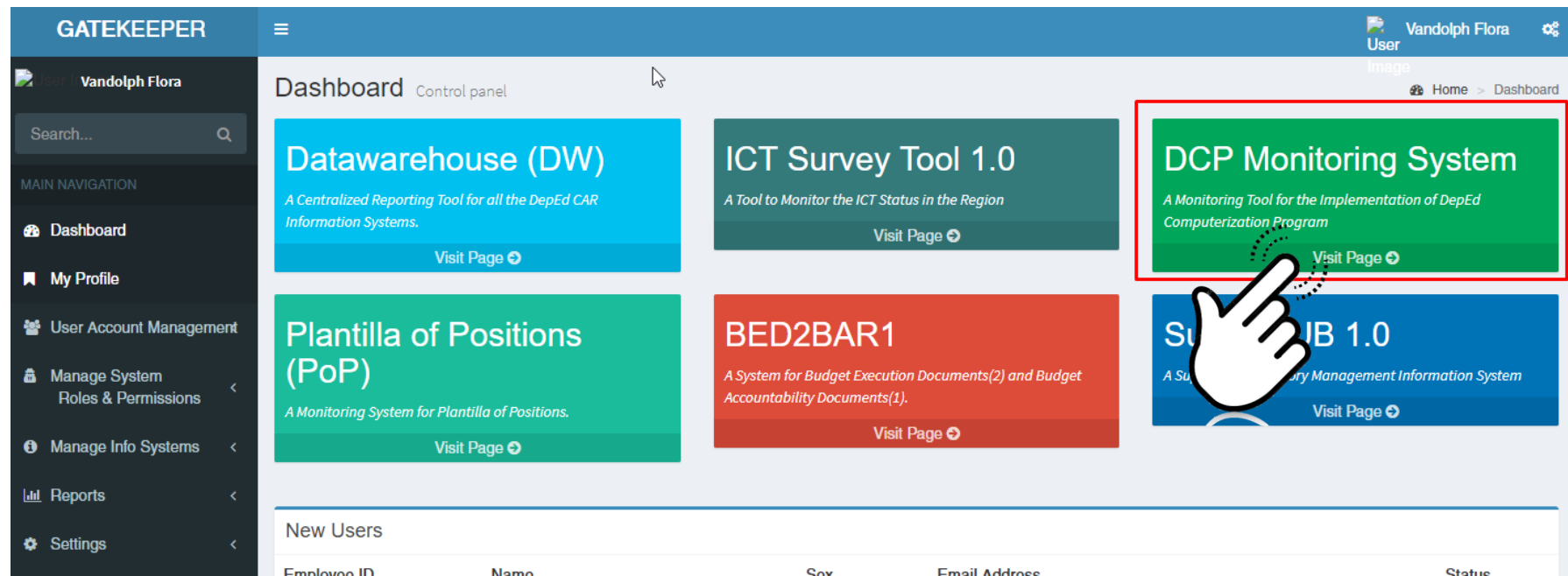
- Login using your account created via the GateKeeper.
- If no account yet, ask the system administrator (Division ICT Coordinator) to create an account.



how to Update the DCP Contacts?

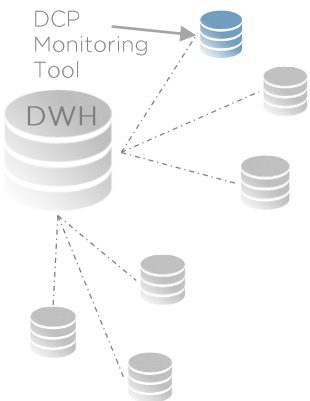
■ Step 3

- After logging in, the DepEd CAR Portal homepage is displayed.
- In the Dashboard, click on the **Visit Page** link under DCP Monitoring System.



The screenshot shows the GATEKEEPER dashboard interface. The user is logged in as Vandolph Flora. The dashboard contains several tiles: Datawarehouse (DW), ICT Survey Tool 1.0, DCP Monitoring System (highlighted with a red box and a hand cursor), Plantilla of Positions (PoP), BED2BAR1, and SUB 1.0. The DCP Monitoring System tile includes a 'Visit Page' link. Below the tiles, there is a section for 'New Users' with a table header.

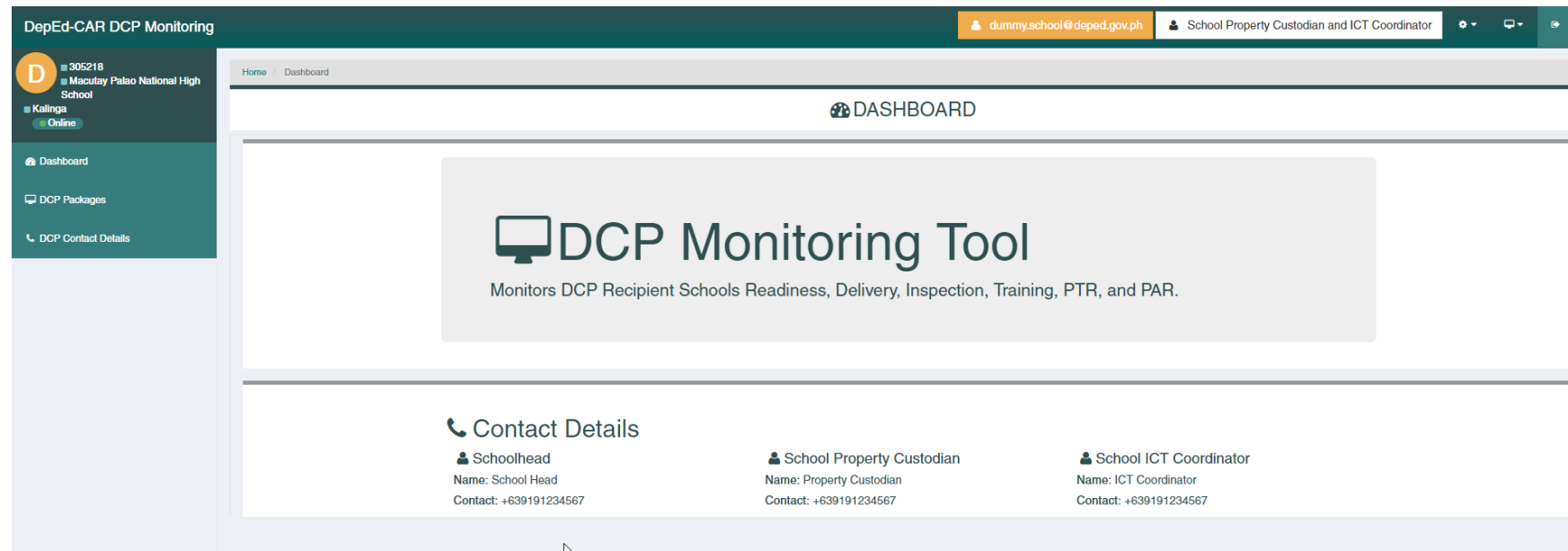
Employee ID	Name	Sex	Email Address	Status
-------------	------	-----	---------------	--------



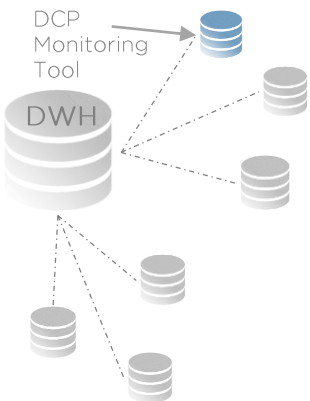
how to Update the DCP Contacts?

■ Step 4

- The DCP Monitoring Tool will be available in a new tab in your internet browser displaying the Dashboard page.



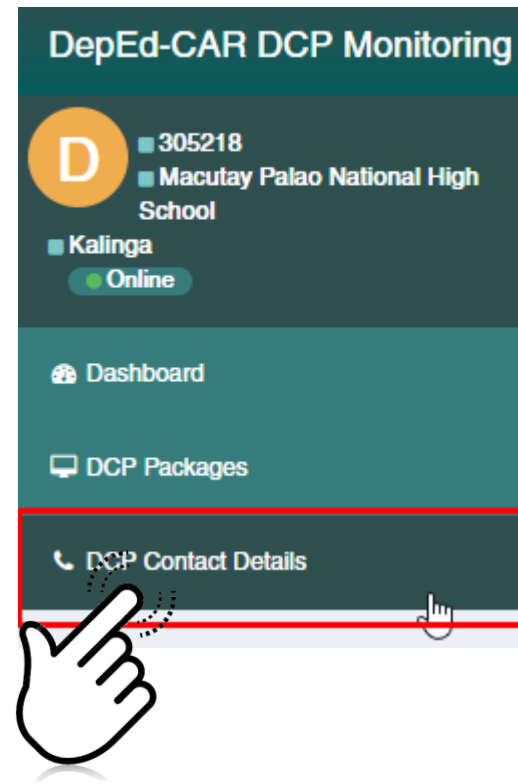
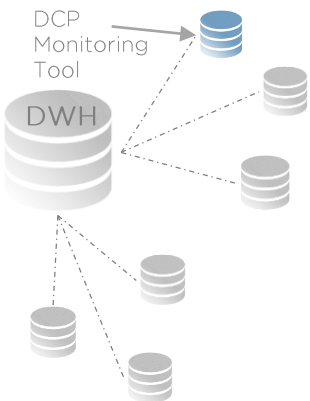
The screenshot shows the DepEd-CAR DCP Monitoring Dashboard. The browser address bar displays 'dummy.school@deped.gov.ph' and the user role 'School Property Custodian and ICT Coordinator'. The dashboard header includes 'Home' and 'Dashboard' links. The main content area features a large 'DCP Monitoring Tool' title with a sub-description: 'Monitors DCP Recipient Schools Readiness, Delivery, Inspection, Training, PTR, and PAR.' Below this, a 'Contact Details' section lists three roles: Schoolhead, School Property Custodian, and School ICT Coordinator, each with their respective names and contact numbers (+639191234567). A left sidebar contains navigation options: Dashboard, DCP Packages, and DCP Contact Details. The top left of the sidebar shows school information: 305218 Macutay Palao National High School, Kalinga, and Online status.



how to Update the DCP Contacts?


■ Step 5

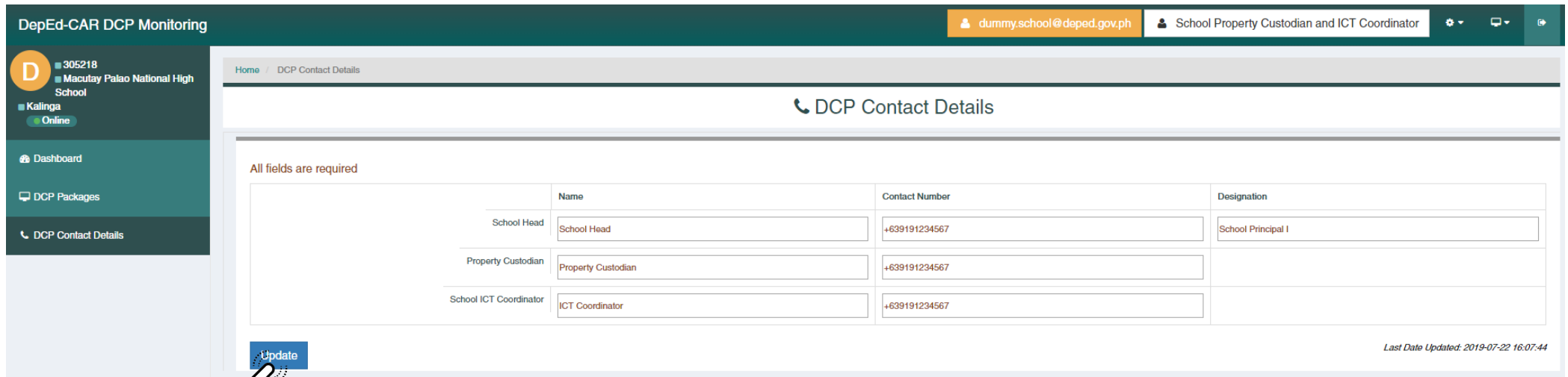
- Click the [DCP Contact Details](#) on the sidebar menu.



how to Update the DCP Contacts?

■ Step 6

- Complete the contact details form and click on the update button  .



DepEd-CAR DCP Monitoring

Home / DCP Contact Details

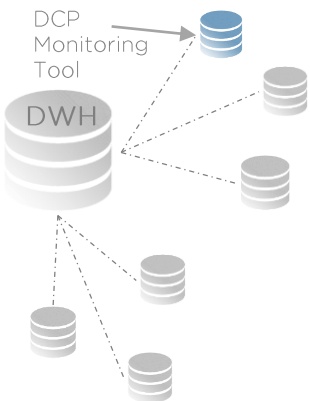
DCP Contact Details


All fields are required

	Name	Contact Number	Designation
School Head	<input type="text" value="School Head"/>	<input type="text" value="+639191234567"/>	<input type="text" value="School Principal I"/>
Property Custodian	<input type="text" value="Property Custodian"/>	<input type="text" value="+639191234567"/>	
School ICT Coordinator	<input type="text" value="ICT Coordinator"/>	<input type="text" value="+639191234567"/>	

[Update](#)

Last Date Updated: 2019-07-22 16:07:44





DCP MONITORING TOOL

DepEd CAR Copyright (2019)

